



SARITOR
62 Active



SARITOR 62 Active

The evolution continues: The infinitely variable four-wheel drive hydrostatic transmission now combines a 6200 litre capacity main tank with ActivAir fast nozzle control and wide aluminium or steel booms, to put this sprayer in a class of its own!

The cab is generous and uncluttered with ample room and exceptional all-round visibility.

Fixed track width from 3 to 3.5m provides a large stable platform for boom stability. Four ride-level air bag suspension elements and hydraulic shock absorbers deliver smooth performance and exceptional operator comfort. Crop clearance is 1.45m

POMMIER'S aluminium TR5 and B3 Mega booms are just half the weight of equivalent steel structures, which significantly reduces inertia forces created on headlands while cornering and spraying.

TR5 in widths from 36.5 to 42.5m or B3 Mega 48.5 m combined with AutoTerrain boom height and stability control, delivers outstanding spraying characteristics.



Tank:	6200L
Engine:	Cummins 300 hp
Transmission:	4WD hydrostatic transmission
Controller:	Topcon X35
Chem transfer:	35L TurboFiller
Clearance:	1.45 metre
Track width:	3 - 3.5 metre
Boom:	TR5 36.5-42.5m, B3 Mega 48.5m TERRA FORCE 36.5-42.5m
Pump:	650 l/m Run Dry centrifugal pump



Access

A sturdy ladder, wide platform and safety hand rails provide easy access to the cab. The ladder hydraulically folds up when spraying.

Optional work lighting enables extended spraying programs with excellent all round field vision.

The 62 Active difference

The SARITOR 62 Active is no everyday sprayer. Here is what makes it stand out from the rest

ActivAir is a rapid nozzle on/off control system, that utilises the SARITOR's on-board air supply to instantaneously open and close the non-drip nozzles during spraying, which also enables pressure-based priming of the spray line.

POMMIER TR5 36.5 to 42.5m and **B3 Mega** 48.5m booms delivers incredible performance through design and construction techniques using purpose made tube profiles.

AUTOTERRAIN sets new standards in wide boom performance, maintaining a lower boom height, enhancing stability and providing better drift control.

DANFOSS H1 TRANSMISSION and bent axis wheel motors delivers performance with reduced fuel consumption.

ONRATE is a powerful and pre-emptive pressure-based application rate control system that meets the demanding needs of modern precision farming.

TOPCON X35 all in one large split screen for guidance, mapping, AutoSteer, AutoSection, application rate, variable rate, tank content, AutoTerrain, spray records and more.



POMMIER 48.5 B3 Mega



View to the boom and field

Superb all round visibility thanks to the enhanced tank shape. Turning on headlands and keeping an eye on the boom has never been easier!



The Cab

The large, spacious and uncluttered cab has top level comfort, with everything at the finger tips for operation and control.

Mobile phone quiet, and radio ready with earth cable, speakers and aerial installed.

Climate-control, dust and charcoal filters provide operator comfort.

The fully pressurised cab meets the latest category 4 standard for operator well being and safety.

Better booms

POMMIER world-leading designs are incredibly strong and robust.

The TR5 and B3 are a whole new kind of boom – wider, lighter and stronger for simply better results.

The TR5 36.5 to 42.5m bi-fold booms and B3 Mega 48.5m tri-fold aluminium truss booms are just half the weight of equivalent steel structures.

The TR5 is constructed of five parallel tube profiles, while the B3 has three parallel RHS profiles, both with triangulated connecting elements to form a very strong truss of unrivalled strength.

POMMIER uses their own extruded profiles to exploit the many benefits of aluminium with built-in design flexibility and performance.

The weight reduction benefits of POMMIER booms significantly reduces inertia forces created on headlands while cornering and spraying compared with equivalent steel booms.

The TR5 boom can also take 25cm nozzle spacing.

Put simply – you won't find a better boom on the market.



Premium HARDI nozzles

Nozzles are protected, centre plumbed and spaced at 50cm.

Our nozzles are premium made for precise applications and positive results.



Boom sections

The wings sections have a mechanical self-lock with a hydraulic unlock. Steel is used on hinge areas, pins, locks, where adjustment is required, and where the duty cycle is high.

Level and alignment adjustment are well provided for.

Height matters

TR5, B3 Mega and TERRA FORCE with AutoTerrain sets new standards in wide boom performance.

AutoTerrain maintains a lower boom height and provide better drift control than other height control systems.

AutoTerrain follows the ground like a magnet regardless of the terrain it travels across.

The pre-emptive stability and auto height control system deals with the cause of boom movement. It seamlessly monitors roll through the centre and the height of the boom off the ground or crop.

When a change is detected AutoTerrain simultaneously corrects the boom's position relative to the ground contour by angling it through the centre pendulum.

No need for boom wheels. No need to be constantly on the wing tilts.



Lower boom height

Allows the operator to spray with greater safety, protecting the boom from ground strikes, and preventing incorrect spray height, while increasing productivity through wide boom performance.



AutoTerrain benefits

- Better boom stability
- Constant and uniform boom height
- Lower boom height
- Better drift control
- Minimise risk of boom damage
- Reduced down time due to breakage
- Less dependence on operator control
- Cuts operator fatigue
- Greater productivity
- Less wear and tear



Roll and height sensors

AutoTerrain monitors roll and height sensors 10 times every second, simultaneously correcting boom position relative to the ground contour by angling it through the centre pendulum.

Makes ground strikes history!

AutoTerrain Centre

TR5, B3 and TERRA FORCE booms are supported by a wide Paralift which enhances the stability of the boom and is hydraulically dampened for smooth ride and performance.

HARDI AutoTerrain centre meets the growing demand for bigger wider boom structures.

It delivers wide boom performance beyond the expectations of most operators.

Combining the proven HARDI AutoTerrain boom height and stability control system with POMMIER's patented yaw dampening puts this centre in a class of its own.

A pendulum centre using ultrasonic sensors, hydraulic activate roll with built in coil spring dampening and advanced proportional hydraulics combine to position the boom through the centre frame as it traverses the field.

Yaw is dampening through the patented nitrogen accumulated plunge cylinders in the end of the fold cylinders absorbing the energy from the boom while spraying and cornering.



Nitrogen accumulators

Work in conjunction with hydraulic fold cylinders to smoothen and arrest yaw movement



TR5, B3 and TerraForce yaw-dampening

Yaw-dampening works through a nitrogen accumulated plunge cylinder in the end of the fold cylinders which absorbs the energy from the boom to arrest yaw movement.

The boom wings move backward and forward through braking, acceleration and steering.

Aggressive yaw movement is caused by sudden changes in direction.

Steel boom

TERRA FORCE is built strong utilising heavy-duty three-dimensional truss construction for high performance.

Available in sizes 36, 38, 40 and 42 m the TERRA FORCE truss boom design with the AutoTerrain centre meets the growing demand for bigger wider boom structures.

The patented nitrogen accumulated plunge cylinders in the end of the fold cylinders absorb the energy from the boom while spraying and cornering.

When the boom is open, the wing locks provide a positive locking mechanism ensuring the wing performs as one.

The TERRA FORCE boom is designed to reduce turbulence over and around the nozzle.



Wide paralift

The boom is supported by a wide Paralift which enhances stability and is hydraulically dampened for smooth ride and performance.

Individual wing tilt is standard and they incorporate shock absorber elements to provide independent wing suspension.

Stay on rate, no matter what


Modern precision farming practices require a powerful pre-emptive pressure based application control system.

OnRate allows you to retain the target rate through changing spraying speeds, with variable rate application and auto boom section control systems active at the same time.

OnRate monitors the pressure, pump speed and flow input. Using advanced algorithms, the pump speed is varied to deliver the system pressure required to achieve the desired application rate.

OnRate holds the target rate whether sections are switched on or off, changing speed, changing rate or turning in or out of headlands.

The fluid system is driven by a high performance, variable speed 650 l/m wet seal run-dry centrifugal pump.



20 times faster

Pump pressure and flow is controlled by an infinitely variable proportional hydraulic valve which is up to 20 times faster than conventional flow meter controlled regulation systems.

The on-board computer processes input data including forward speed, target rate and active boom sections in order to manage the pump speed.

Fast and precise

The pump speed is altered with pin-point precision providing smooth, incredibly fast incremental change to keep the pressure at the nozzle accurate.

The proportional hydraulic valve is recalibrated every time all of the nozzles are turned off and is highly accurate, smooth and incredibly fast.

Mixing filling & transfer

A large cover supported by a gas strut, protects the WorkZone and doubles to provide protection for the operator when the boom is folded and they are standing under the nozzles.

A 2 or 3 inch fast fill coupling and ball valve is lowered to enable easy hose connection. A FastFill filter is standard, and an optional hydraulic drive banjo transfer pump is available.

A venturi ejector creates the vacuum required for self-fast filling, direct chemical suction and TurboFiller chemical transfer.

The main and flush tank drain valves double as fill valves and can be used when batch loading and water-filling is done simultaneously.

The cyclone delivery filter is set to self-clean or can be manually purged between cleanings.

A locker is used to store chemical handling safety equipment and a 30 litre clean water tank provides ample water for personal hygiene.



Control from the ground

The Ground Control console located in the WorkZone provides easy management of electric motor drive valves for main or rinse tank, Venturi, pump on/off, tank rinse nozzles, boom nozzle, engine rpm and agitation. A LED identifies which valve is in operation.



TurboFiller

Lowering the TurboFiller into the operating position is made easy with a spring-loaded drop-down bracket.

The TurboDeflector in the bottom of the TurboFiller, creates a powerful liquid vortex for mixing and transferring the contents. A rinse nozzle is accessible for container rinsing.

A 60S hand gun run by a flojet pump connected to the rinse tank is used to clean up around the WorkZone.



Set to spray

Everything you need is at your fingertips, managed through the Topcon X35 display and SprayCentre control console.

Spraying has never been easier.

The joystick combines the hydrostatic drive and vital spraying control functions. Forward, reverse and braking is operated by pushing forward or pulling back on the joystick. Spray on/off, section control, boom height and wing tilt functions are also managed from the joystick.

All the secondary control functions are managed from the SprayCentre. Fluid system selection switches for pump on/off, nozzle pressure, auto rate control, end nozzle, agitation, main tank and rinse tank are logically placed and easily operated.

The Topcon X35 touchscreen spray controller, and the engine management display are ideally positioned in easy reach while driving.

The SprayCentre can be adjusted for the operators comfort. Switches for the transmission, axles, fluid and boom functions are logically placed and grouped for easy fingertip operation. They are illuminated for night spraying.

Auxiliary spare 12-volt power socket provided.



SprayCentre

Hydrostatic bias selector, forward speed and engine revs can be manually selected. Cruise control automatically manages the power and bias to maintain the operating speed selected.



Topcon X35 controller

Delivering the highest level of performance and application precision.

The Topcon X35 all-in-one split screen terminal provides guidance mapping, auto steer, auto section, application rate, tank content, boom height, dual boom, direct injection, spray records, field notes variable rate application and more.

The SARITOR is auto steer ready.

ActivAir and Recirculation

HARDI's rapid nozzle on/off control system utilises the SARITOR's on-board air supply to instantaneously open and close the non-drip nozzles during spraying.

Air pressure is reticulated along the boom through 8mm tubing to electrically activate solenoid valves and then through 4mm tubing to each non-drip valve.

ActivAir's rapid nozzle control is fast and accurate, making it ideal for AutoSection control systems. The spray lines are divided into sections to ensure minimal overspray when AutoSection control is in operation.

When a solenoid is activated to turn the nozzles on, air pressure opens the non-drip valves and the nozzles start spraying.

When the nozzles are off, the fluid system continuously recirculates the spray mix through the boom tubes to ensure the boom is primed before spraying starts.

Recirculation is essential for priming, rinsing and well being of the environment. When the tank is recharged, the fluid system automatically switches to recirculation, which means the boom is charged and ready for spraying as soon as the boom is unfolded.

Clean water can run through the boom, back to the main tank at the end of the day rather than to spray rinse onto the ground.



Driver's seat adjustment

An air-ride fully adjustable seat provides exceptional operator comfort for those rough paddock conditions.

The seat has its own suspension to provide many hours of fatigue free spraying. Seat can be adjusted for weight, height, lumbar, back and leg comfort and motion. A full size instructor's seat can fold up and out of the way.



Climate control & console

Climate control air conditioning and cab pressurisation is delivered through 10 roof and 2 floor mounted, fully adjustable outlets.

Windscreen de-mist vents ensure you will never have to experience fogged up windows.

Hydrostatic transmission

Designed for intelligent self-propelled sprayer drive management, the Sauer-Danfoss transmission delivers a new level of performance with reduced fuel consumption and high operator comfort.

Powered by a Cummins 300hp engine, the Saritor is capable of 50kph. Sauer-Danfoss H1 transmission with H1 bent axis wheel motors offer significant overall efficiency which maximises available engine power.

- Enhancing performance
- Improving fuel economy
- Providing power savings

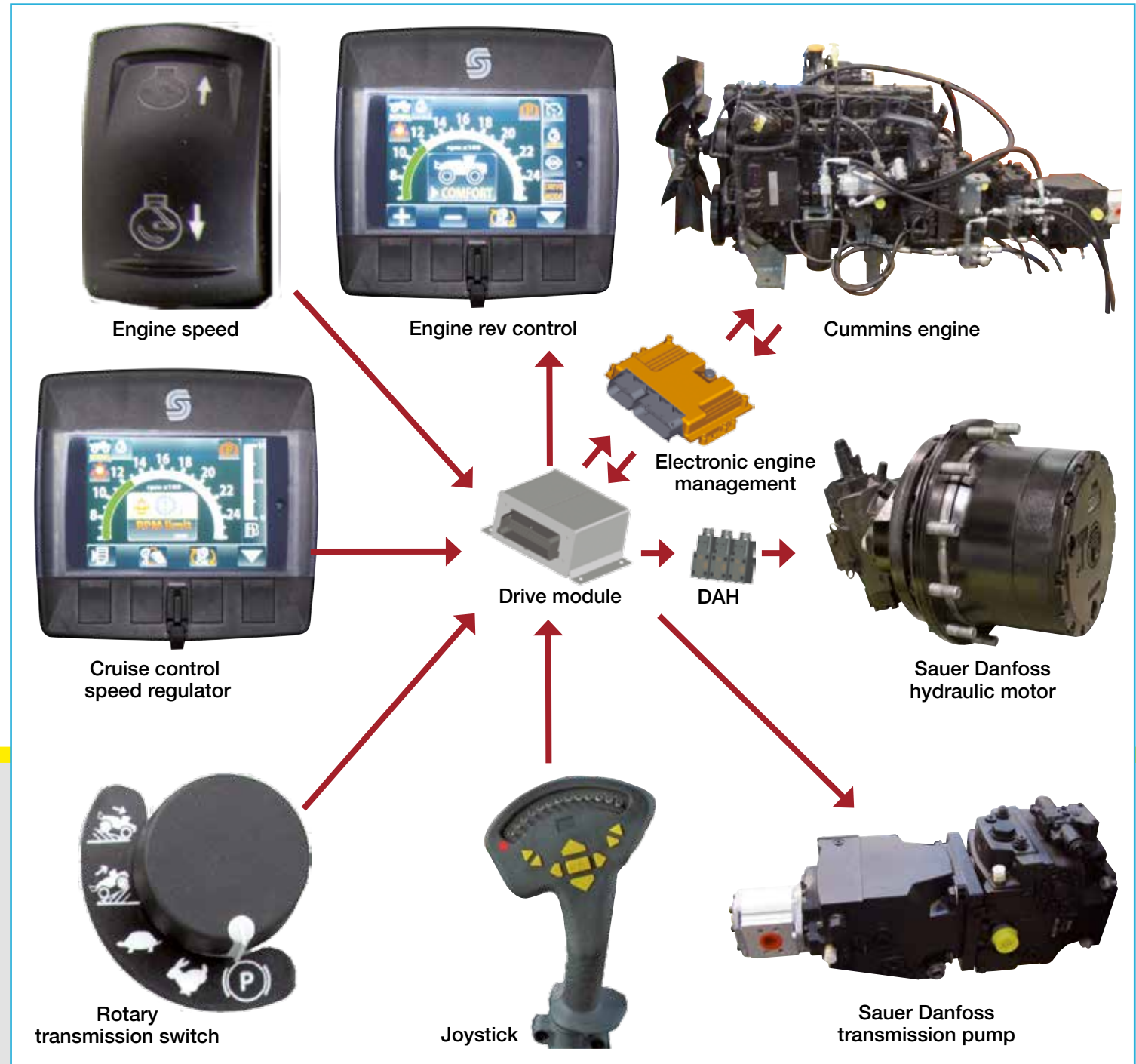
The Sauer-Danfoss H1 control delivers precision and consistent performance with intelligent electronics combined with complete drive system functionality. The graphics terminal is a high resolution display. It combines machine control and diagnostics in one integrated operating system connecting the control of pumps, motors, joystick, engine and sensors.

Forward speed, reverse and braking are controlled by pushing forward or pulling back on the Joystick.

Internal front wet discs provide ultimate braking.

Speed and power bias can be selected manually with the rotary switch and engine revs

Power, normal and comfort modes – are selectable and determine the behaviour, speed and the displacement of pumps and wheel motors.



Easy rider

SARITOR 62 Active delivers exceptional ride comfort and boom performance with four large air bag suspension elements and hydraulic shock absorber dampening.

The front and rear suspension consist of heavy duty parallelogram link arms and a panhard rod to provide a trailing arm suspension system for natural movement over rough conditions.

The under-chassis crop clearance is 1.45m and the track width can be fixed at 3 to 3.5m.

Mudguards and mud flaps are standard and follow the wheel when steering or adjusting the track.

Each wheel axle can be hydraulically adjusted independent of the others providing for the opportunity to run the front and rear at different track widths if required.



Suspension

Auto level air ride trailing link arm suspension system and hydraulic shock absorbers delivers robust reliability smooth boom ride, performance and operator comfort.

The on board Cummins compressor provides ample air capacity for reliable performance.



Chassis

The C-section bolted chassis made from high tensile steel provides low weight, strength and flexibility.

Designed for 12° of flex and provide maximum movement when driving over contours and tail-drains.

Spray your way

SARITOR 62 Active can be customised to suit your needs and preferences.

- Choose from aluminium 36 to 48.5 metres or steel booms from 36 to 42.5 metres.
- Opt for a six sensor AutoTerrain for an additional ultrasonic sensor on each boom wing, for more undulating and aggressive conditions.
- Reduce nozzle contamination by using boom line filters for additional filtrations.
- Steer clear of the fence on your first lap around the paddock with a solenoid end nozzle.
- Use Banjo FastFill, a hydraulically driven three inch high capacity centrifugal pump for self-filling at water points around the farm.
- Include a front mounted probe allow SARITOR to nose into a premix station for fast transfer and turnaround without folding the boom.
- Add the ultimate work lighting kits with under boom, forward & rear facing lights.



Options include:

Forward facing lights



6-sensor AutoTerrain



Banjo FastFill



Front mounted FastFill probe



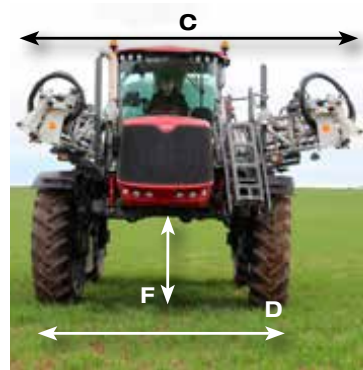
Put SARITOR 62 Active to the test!

There's nothing like driving it for yourself to see how SARITOR can boost your productivity. Register for one of our exclusive Ride&Drive events across the country and see firsthand how our HARDI spraying technologies and strong, durable light weight boom materials will change the way you spray.

To register your interest, visit:
HARDI.com.au
or call
1300 042 734



Ride&Drive



Standard features:

- 6200L capacity
- 450L rinse tank & rinse nozzles
- AutoTerrain boom height & stability control
- 8 section boom distribution
- 300hp Cummins engine
- 4WD hydrostatic transmission
- Cruise control
- 2 wheel steer
- 3m to 3.5m fixed track width
- Air bag suspension
- 1.45m under axle clearance
- Mudguards & mud flaps
- 500L storage locker
- Topcon X35 all-in-one touch screen controller with AutoSection Control
- Electronic TankGauge sensor
- Reversing camera
- SprayCentre control
- Wide ladder and platform
- Climate control
- Radio ready: earth cable, speakers and aerial installed
- 650L/m WetSeal run-dry centrifugal pump
- Solenoid end nozzles
- TurboFiller induction
- Chem probe
- Venturi FastFill

Options available:

- AutoTerrain 6 sensor upgrade
- TR5 or TERRA FORCE 36.5 to 42.5m
- B3 Mega 48.5m
- Banjo fast fill
- Front mount fast fill
- Roof mount bracket for extra lighting
- Auto steering
- Work lighting

Technical specifications:

Tank	6200L
Pumps, type, l/min	Run dry centrifugal pump 650 L/pm
Boom	POMMIER TR5 36.5, 38.5, 40.5, 42.5m TERRA FORCE 36, 38, 40, 42m B3 Mega 48.5m
Control type	Topcon X35
Engine	Cummins QSB 6.7L 300hp
Fuel capacity	600L
Transmission	4WD Danfoss Hydrostatic
Suspension	Air-Bag with shock absorber
Steering	2 wheels steer
Turning circle (curb to curb)	20.5m (radius 10.25m)
Weight (empty)	14500 kg (6200L & 42m)
Total length	A 9.5m
Total transport height	B 3.97m
Width	C Work 4.2m
Track width (480/80R50)	D 3 to 3.5m
Wheel base	E 4.26m
Clearance	F 1.45m (480/80 R50)
Rinse tank	450L
Hand wash tank	30L
Storage locker	500L
Standard tyres	480/80 R50
Optional tyres	380/105 R50
Optional tyres	520/85 R46
Optional tyres	620/70 R42



"FROM FARMERS, FOR FARMERS"

CNE Ag Innovations Pty Ltd
15 Ferguson St, Kewdale 6105

P. 1300 026 603

www.cneaginnovations.com.au